DOLAN & DEAN
CONSULTING ENGINEERS, LLC

BY J. Kelly PROJECT NO. 18040

CLIENT/PROJECT Dykstra – Sparta Sussex

SUBJECT Rt. 15 – Wilson DR/White Lake DATE 6-8-13

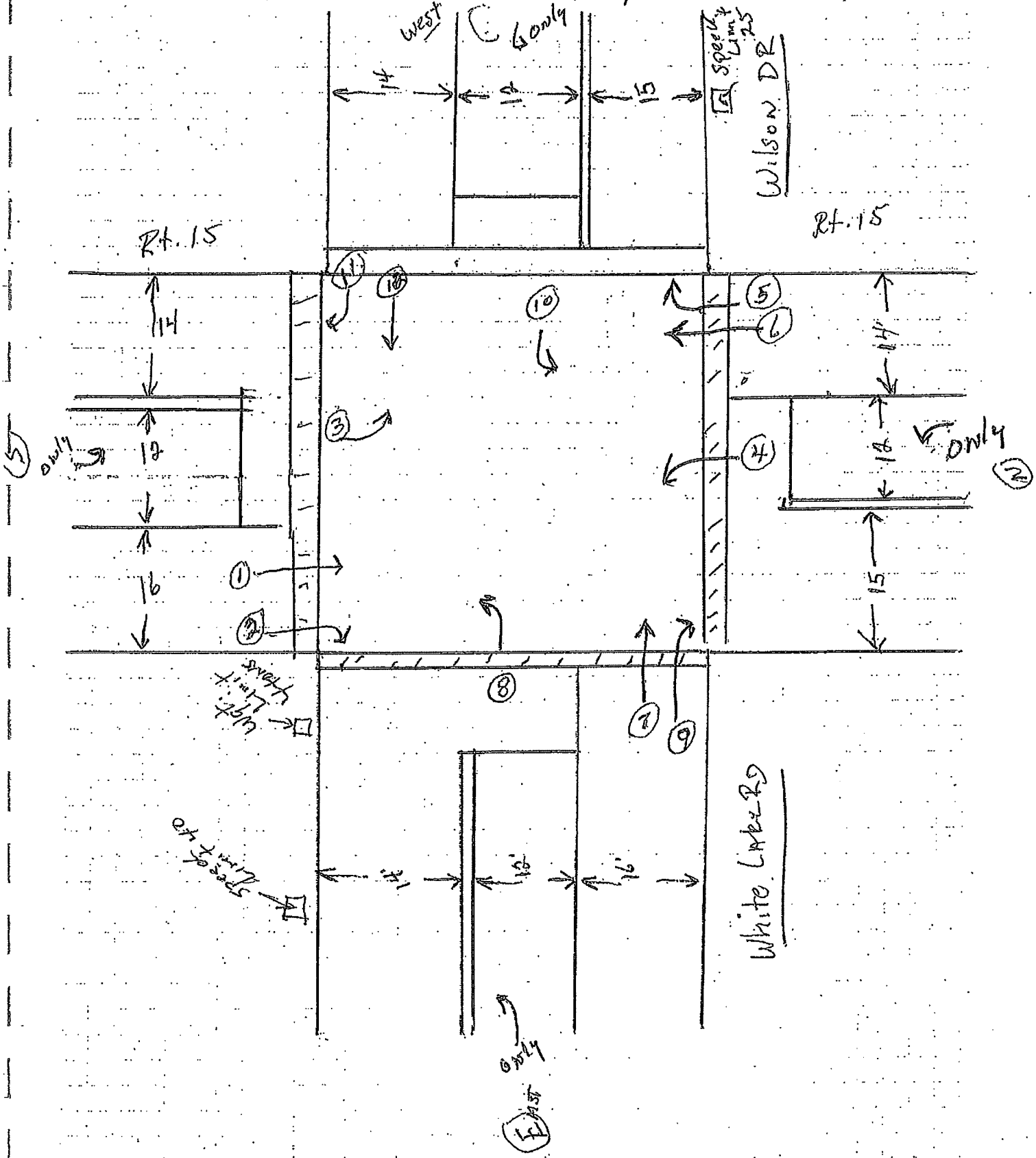

Tues.

TRAFFIC SURVEY SHEET

INDICATE NORTH BY ARROW

DOLAN & DEAN
CONSULTING ENGINEERS
792 Chimney Rock Road
Suite B
Martinsville, NJ 08836
(732) 469-0600
(732) 469-0663 fax

PROJECT #: 13040 CLIENT: North Village Dykstra

INTERSECTION: Rt.15 / Wilson / White Lake

MUNICIPALITY: Sparta - Sussex

COUNT BY: Treally DATE: 6-11-13

TIME from 4p to 6:30 S M (T) W T F S (CIRCLE DAY)

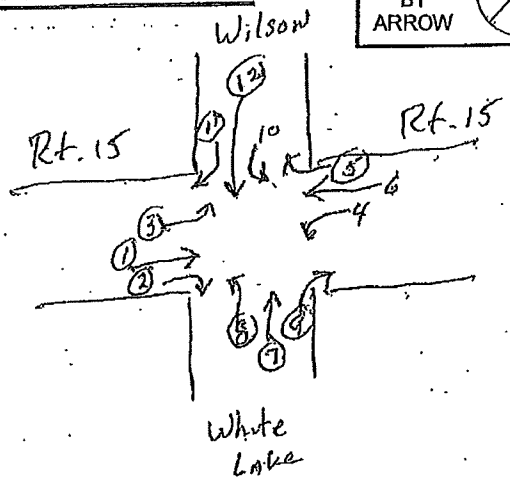

SKETCH SURVEY AREA (INCLUDE LANDMARKS)

START TIME	CARS MOVEMENT NUMBER 1	2	3	4	5	6	7	8	9	10	11	12					TOTAL
4	152	21	8	-	8	114	6	32	8	27	14	20					416
4:15	263	45	11	15	11	179	5	48	9	33	18	26					663
4:30	210	30	8	4	8	146	7	40	10	21	14	16					514
4:45	179	32	3	2	6	139	9	46	9	23	12	18					478
5	186	40	5	11	9	132	5	50	17	34	23	14					526
5:15	136	26	3	3	3	90	4	32	-	16	14	9					336
5:30	180	29	5	3	6	110	5	37	18	23	19	11					446
5:45	143	39	3	4	1	85	5	16	8	6	12	6					328
6	186	53	10	8	6	93	2	39	9	9	18	8					440
6:15	163	58	4	11	1	85	5	25	7	5	11	8					383
PEAK HOUR TOTAL	1797	379	60	61	59	1173	53	365	95	197	155	136					

Tues 6/11

TRAFFIC SURVEY SHEET

INDICATE NORTH BY ARROW

DOLAN & DEAN
CONSULTING ENGINEERS
792 Chimney Rock Road
Suite B
Martinsville, NJ 08836
(732) 469-0600
(732) 469-0663 fax

PROJECT #: 13040 CLIENT: Dykstra Worth Village

INTERSECTION: Rt. 15 & Wilson Dr / White Lake

MUNICIPALITY: Sparta - Sussex

COUNT BY: J. Kelly DATE: 6-11-13

TIME from 4p to 6:30pm S M (T) W T F S (CIRCLE DAY)

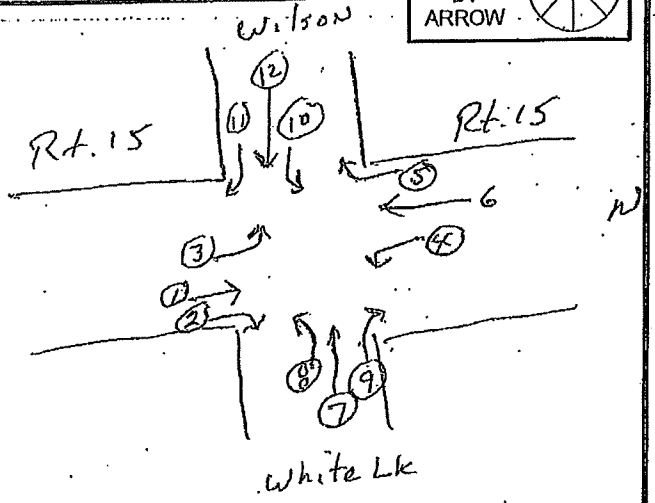

SKETCH SURVEY AREA (INCLUDE LANDMARKS)

TRUCKS MOVEMENT NUMBER

START TIME	1	2	3	4	5	6	7	8	9	10	11	12					TOTAL
4	8	2			2	6			1	1	1	1					
415	1	1	1	1	8	1	3					1					
430	3	1			2	6	1	1	-	1							
445	4		1	1	1	9		3		1		1					
5	2	2	-	-		7	-	1	.	3	1	1					
515	4	2			-	2	1										
530	4				1	1		1			1						
545	7	.	.	.	1	4	2	1			1						
6	1	2	.	.	.	1	1		1		1						
615	9	1						1				1					
PEAK HOUR TOTAL	43	11	2	2	14	37	8	8	2	6	5	5					

Tues.

TRAFFIC SURVEY SHEET

INDICATE NORTH BY ARROW

DOLAN & DEAN
CONSULTING ENGINEERS

792 Chimney Rock Road
Suite B
Martinsville, NJ 08836
(732) 469-0600
(732) 469-0663 fax

PROJECT #: 13040 CLIENT: Dykstra No. Village

INTERSECTION: Rt. 15 & Wilson/ White Lake

MUNICIPALITY: Sparta - Sussex

COUNT BY: JKelly DATE: 6-11-13

TIME from 4p to 6:30 S M T W T F S (CIRCLE DAY)

School Buses

SKETCH SURVEY AREA (INCLUDE LANDMARKS)

START TIME	MOVEMENT NUMBER S/B											S/B					TOTAL
	1	2	3	4	5	6	7	8	9	10	11	12					
4	7	1					1					1					10
4:15	4	1					3			1		4					13
4:30	3																3
4:45																	
5	3																3
5:15	2																2
5:30																	
5:45																	
6																	
6:15																	
PEAK HOUR TOTAL	19	2					4			1		5					

TRAFFIC SURVEY SHEET

INDICATE NORTH BY ARROW

DOLAN & DEAN
CONSULTING ENGINEERS
792 Chimney Rock Road.
Suite B
Martinsville, NJ 08836
(732) 469-0600
(732) 469-0663 fax

PROJECT #: 13040 CLIENT: Dykstra North Village

INTERSECTION: Rt. 15 - Wilson DR / White Lk

MUNICIPALITY: Sparta - Sussex

COUNT BY: J. Kelly DATE: 6-8-13

TIME from 11a to 2pm

S M T W T F (S)
(CIRCLE DAY)

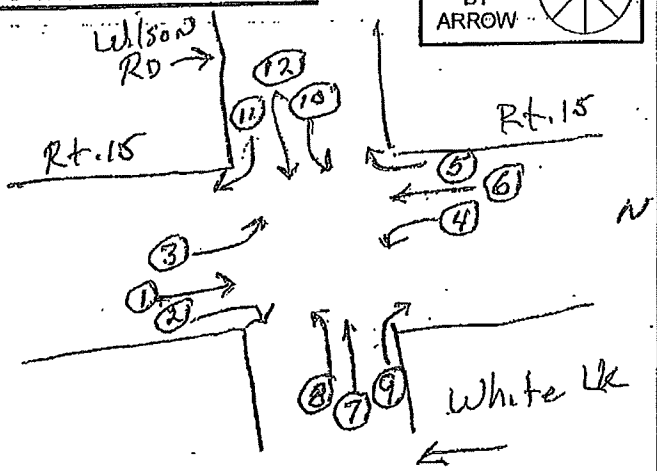

SKETCH SURVEY AREA (INCLUDE LANDMARKS)

START TIME	CARS MOVEMENT NUMBER 1	2	3	4	5	6	7	8	9	10	11	12					TOTAL
11	157	22	10	4	4	147	3	40	3	5	9	1					405
1115	130	22	5	6	5	118	2	33	1	5	8	1					336
1130	162	30	4	10	2	148	1	29	4	6	2	5					403
1145	166	23	12	10	2	166	4	41	5	6	4	2					441
12	211	18	6	3	3	150	2	42	6	7	3	–					451
1215	198	33	13	2	5	154	1	50	8	5	11	4					484
1230	170	17	2	8	4	139	–	14	2	5	6	1					368
1245	146	14	1	2	2	117	1	33	5	6	15	–					342
1	155	11	–	3	3	142	–	33	5	1	1	–					354
115	115	15	1	2	3	118	1	32	3	5	2	–					297
130	142	18	3	5	2	137	6	22	–	2	2	1					339
145	144	24	5	2	1	145	3	33	2	6	4	1					370
PEAK HOUR TOTAL	1896	247	62	57	36	1681	23	392	44	59	67	16					

TRAFFIC SURVEY SHEET

INDICATE NORTH BY ARROW

DOLAN & DEAN
CONSULTING ENGINEERS
792 Chimney Rock Road
Suite B
Martinsville, NJ 08836
(732) 469-0600
(732) 469-0663 fax

PROJECT #: 13040 CLIENT: Dykstra N. Village

INTERSECTION: Rt. 15 & Wilson Dr / White Lk.

MUNICIPALITY: Sparta - Sussex

COUNT BY: J. Kelly DATE: 6-8-13

TIME from 11A to 2 pm

S M T W T F S (CIRCLE DAY)

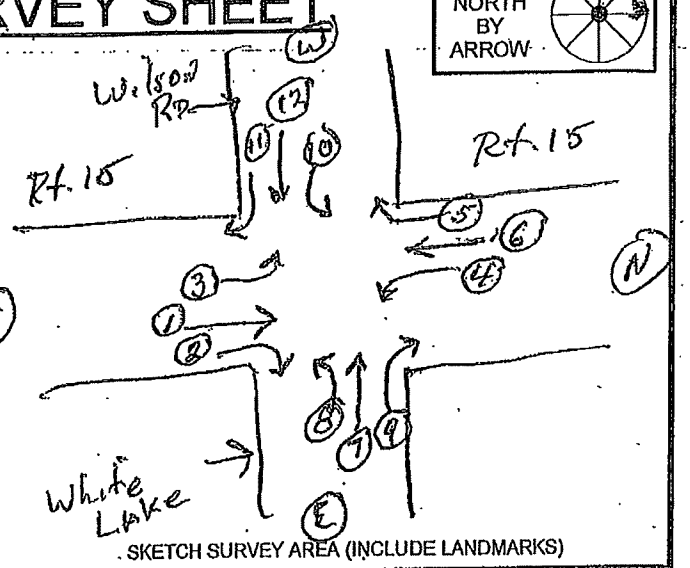

SKETCH SURVEY AREA (INCLUDE LANDMARKS)

TRUCKS

START TIME	MOVEMENT NUMBER 1	2	3	4	5	6	7	8	9	10	11	12					TOTAL
11	4	1				4		1									10
1115	3					5		1				2					11
1130	9				1	3		2									15
1145	3	2				5											10
12	5	3	1			7			1								17
1215	5	1	-			6		1				2					15
1230	4	1	-			9											14
1245	4	-	-			3		1									8
1	4			1		2		1	1								9
115	3	2	1	-		3		2	1			2					13
130	12	1	-	-	-	4	3	-	3			1					24
145	4	1	-			2				1	1						9
PEAK HOUR TOTAL	60	12	2	1	1	59	3	9	6	1	1	7					

15 and Sunset Inn Road

Start	cars 1	2	2r	3	4	5r	5	6	7	8	8r	9	10	11	12	13	trucks 1	2	2r	3	4	5r	5	6	7	8	8r	9	10	11	12	13		
4:00 PM	81	9	2	23	17	13	39	27	115	4	0	54	13	10	186	0	8	1	0	2	7	0	3	3	10	0	0	5	2	0	13	0		
4:15 PM	126	14	5	25	11	8	67	34	130	6	0	71	8	1	212	0	1	1	0	4	3	0	4	2	7	1	0	1	0	1	10	0	753	2872
4:30 PM	100	14	2	32	3	4	52	29	115	10	1	56	13	9	229	0	1	0	0	1	3	0	0	1	7	0	0	1	1	2	12	0	696	
4:45 PM	116	14	3	20	5	9	46	18	114	4	1	50	15	9	215	0	5	0	0	4	3	1	2	0	4	1	0	2	0	2	8	0	671	
5:00 PM	112	10	0	36	9	5	45	30	135	11	0	71	15	14	237	0	3	1	0	1	1	0	4	4	0	0	0	1	0	0	7	0	752	
5:15 PM	145	13	0	28	12	6	49	35	120	10	0	61	15	7	244	0	5	1	0	0	2	0	2	0	6	1	0	3	0	1	3	0		
5:30 PM	85	12	0	23	9	9	50	18	99	2	1	55	15	10	226	0	1	0	0	0	0	0	4	0	5	0	0	0	0	2	3	0		
5:45 PM	107	11	3	32	5	12	23	22	110	7	0	44	7	7	208	0	2	2	0	1	0	1	2	1	4	0	0	1	1	0	2	0		
6:00 PM	75	7	3	19	7	18	26	21	96	10	0	45	5	6	189	0	2	0	0	0	1	0	1	3	1	0	0	1	1	1	3	0		
6:15 PM	79	0	3	15	2	24	34	25	100	5	0	36	7	4	185	0	2	1	0	0	0	1	1	1	6	0	0	1	0	0	5	0		
Peak	454	52	10	113	28	26	210	111	492	31	2	248	51	33	893	0	10	2	0	10	10	1	10	7	18	2	0	5	1	5	37	0		
trucks	10	2	0	10	10	1	10	7	18	2	0	5	1	5	37	0																	HV%	4%
total	464	54	10	123	38	27	220	118	510	33	2	253	52	38	930	0																	PHF	0.95

sat Counts

15 and Sunset Inn Road

Start	cars 1	2	2r	3	4	5r	5	6	7	8	8r	9	10	11	12	13	trucks 1	2	2r	3	4	5r	5	6	7	8	8r	9	10	11	12	13		
11:00 AM	114	8	0	19	21	18	94	35	144	7	0	65	9	16	185	1	3	0	0	0	2	0	2	2	6	0	0	0	0	3	5	0		
11:15 AM	102	18	4	23	24	25	71	38	156	12	3	70	8	22	200	1	5	0	0	0	0	2	2	2	12	1	0	2	0	0	3	0		
11:30 AM	103	15	1	21	29	22	74	39	139	7	1	62	4	20	187	0	2	1	0	1	0	0	2	1	4	1	0	2	0	1	1	0		
11:45 AM	113	6	0	20	23	14	93	22	153	13	0	87	7	19	200	0	0	1	0	1	0	0	1	1	3	0	0	0	0	0	7	0	784	3074
12:00 PM	133	20	2	20	19	28	72	28	138	5	0	87	12	28	184	0	2	0	0	0	2	0	1	2	4	0	0	1	0	1	4	0	793	
12:15 PM	99	10	3	20	23	11	66	39	152	5	1	67	3	23	203	0	1	0	0	1	1	0	0	1	4	0	0	0	1	0	5	0	733	
12:30 PM	114	14	3	20	22	8	67	32	152	8	0	61	14	16	225	0	1	0	0	1	1	1	1	1	2	0	0	1	0	0	2	0	764	
12:45 PM	103	12	5	7	23	20	58	36	115	9	1	67	7	18	224	0	2	0	0	0	0	0	0	1	6	0	0	2	0	0	1	0		
1:00 PM	118	9	2	31	29	20	93	38	128	10	0	63	16	25	209	0	0	1	0	0	1	0	3	1	5	0	1	0	0	0	3	0		
1:15 PM	117	12	2	15	33	30	58	37	158	4	2	65	10	20	202	0	2	0	0	1	0	0	0	2	2	0	0	1	0	0	6	0		
1:30 PM	126	8	1	27	16	22	58	26	149	4	0	76	8	14	196	0	3	0	0	1	1	0	1	0	6	0	0	2	0	0	5	0		
1:45 PM	90	8	2	16	20	11	48	34	139	7	1	59	10	20	203	0	0	0	0	1	0	0	0	1	1	0	0	0	0	0	4	0		
peak	453	50	8	80	87	61	298	121	595	31	1	302	33	86	812	0	4	1	0	3	4	1	3	5	13	0	0	2	1	1	18	0		
trucks	4	1	0	3	4	1	3	5	13	0	0	2	1	1	18	0																	HV%	2%
total	457	51	8	83	91	62	301	126	608	31	1	304	34	87	830	0																	PHF	0.97

(1)

DOLAN & DEAN
CONSULTING ENGINEERS, LLC

BY KEN DONATELLI PROJECT NO. 130440

CLIENT/PROJECT DYKSTRA NORTH VILLAGE

SUBJECT RT 15 & SUNSET INN RD DATE 6/4/13

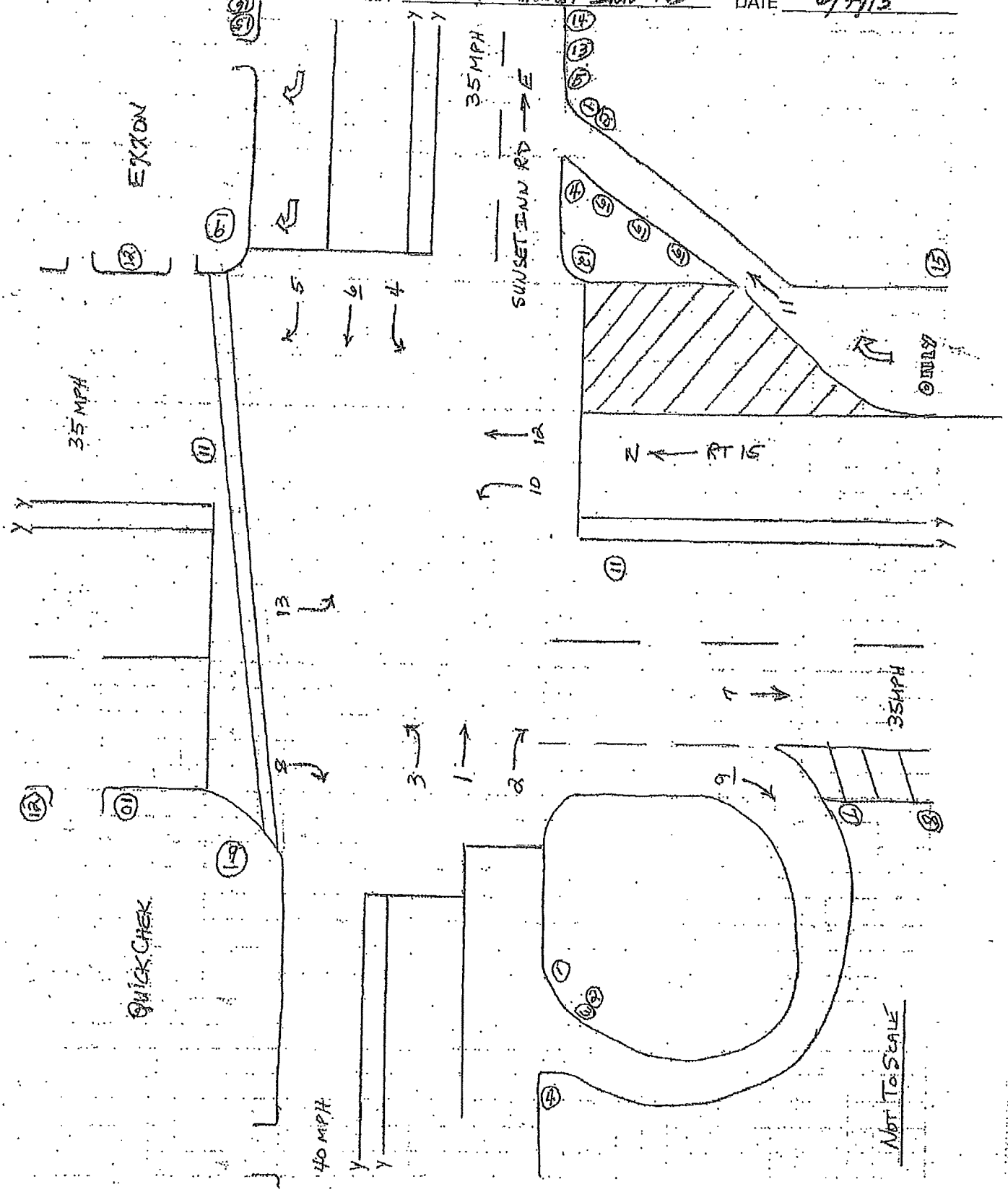

(5)

TRAFFIC SURVEY SHEET

INDICATE NORTH BY ARROW

DOLAN & DEAN
CONSULTING ENGINEERS

792 Chimney Rock Road
Suite B
Martinsville, NJ 08836
(732) 469-0600
(732) 469-0663 fax

PROJECT #: 13040 CLIENT: DYKSTRA NORTH VILLAGE

INTERSECTION: RT 15 & SUNSET INN RD

MUNICIPALITY: SPARTA

COUNT BY: K. DONATELLI DATE: 6/4/13

TIME from 4:00 p to 6:30 p S M (T) W T F S (CIRCLE DAY)

SKETCH SURVEY AREA (INCLUDE LANDMARKS)

X CARS X

START TIME	MOVEMENT NUMBER																TOTAL
			ON RED			ON RED					ON RED						
	1	2	2	3	4	5	5	6	7	8	8	9	10	11	12	13	
4:00	81	9	2	23	17	13	39	27	115	4	—	54	13	10	186	—	
4:15	126	14	5	25	11	8	67	34	130	6	—	71	8	1	212	—	
4:30	100	14	2	32	3	4	52	29	113	10	1	56	13	9	229	—	
4:45	116	14	3	20	5	9	46	18	114	4	1	50	15	9	215	—	
5:00	112	10	—	36	9	5	45	30	135	11	—	71	15	14	237	—	
5:15	145	13	—	28	12	6	49	35	120	10	—	61	15	7	244	—	
5:30	85	12	—	23	9	9	50	18	99	2	1	55	15	10	226	—	
5:45	107	11	3	32	5	12	23	22	110	7	—	44	7	7	208	—	
6:00	75	7	3	19	7	18	26	21	96	10	—	45	5	6	189	—	
6:15	79	—	3	15	2	24	34	25	100	5	—	36	7	4	185	—	
					T	R	U	C	K	S							
4:00	8	1	—	2	7	—	3	3	10	—	—	5	2	—	13	—	
4:15	1	1	—	4	3	—	4	2	7	1	—	1	—	1	10	—	
4:30	1	—	—	1	3	—	—	1	7	—	—	1	1	2	12	—	
4:45	5	—	—	4	3	1	2	—	4	1	—	2	—	2	8	—	
5:00	3	1	—	1	1	—	4	4	—	—	—	1	—	—	7	—	
5:15	5	1	—	—	2	—	2	—	6	1	—	3	—	1	3	—	
5:30	1	—	—	—	—	—	4	—	5	—	—	—	—	2	3	—	
5:45	2	2	—	1	—	1	2	1	4	—	—	1	1	—	2	—	
6:00	2	—	—	—	1	—	1	3	1	—	—	1	1	1	3	—	
6:15	2	1	—	—	—	1	1	1	6	—	—	1	—	—	5	—	

(2)

TRAFFIC SURVEY SHEET

INDICATE NORTH BY ARROW

DOLAN & DEAN
CONSULTING ENGINEERS
792 Chimney Rock Road
Suite B
Martinsville, NJ 08836
(732) 469-0600
(732) 469-0663 fax

PROJECT #: 13040 CLIENT: DYKSTRA NORTH VILLAGE

INTERSECTION: RT 15 & SUNSET INN RD

MUNICIPALITY: SPARTA

COUNT BY: K. DONATELLI DATE: 6/1/13

TIME from 11:00a to 2:00p

S M T W T F (S)
(CIRCLE DAY)

* CARS *

SKETCH SURVEY AREA (INCLUDE LANDMARKS)

START TIME	1	2	2 ON RED	3	4	5	5 ON RED	6	7	8	8 ON RED	9	10	11	12	13	TOTAL
11:00	114	8	—	19	21	18	94	35	144	7	—	65	9	16	185	1	
11:15	102	18	4	23	24	25	91	38	156	12	3	90	8	22	200	1	
11:30	103	15	1	21	29	22	74	39	139	7	1	62	4	20	187	—	
11:45	113	6	—	20	23	14	93	22	153	13	—	87	7	19	200	—	
12:00	133	20	2	20	19	28	72	28	138	5	—	87	12	28	184	—	
12:15	93	10	3	20	23	11	66	39	152	5	1	67	3	23	203	—	
12:30	114	14	3	20	22	8	67	32	152	8	—	61	11	16	225	—	
12:45	103	12	5	7	23	20	58	36	115	9	1	67	7	18	224	—	
1:00	118	9	2	31	29	20	93	38	128	10	—	63	16	25	209	—	
1:15	117	12	2	15	33	30	58	37	158	4	2	65	10	20	202	—	
1:30	126	8	1	27	16	22	58	26	149	4	—	76	8	14	196	—	
1:45	90	8	2	16	20	11	48	34	139	7	1	59	10	20	203	—	
PEAK HOUR TOTAL																	

(3)

TRAFFIC SURVEY SHEET

INDICATE NORTH BY ARROW

DOLAN & DEAN
CONSULTING ENGINEERS
792 Chimney Rock Road
Suite B
Martinsville, NJ 08836
(732) 469-0600
(732) 469-0663 fax

PROJECT #: 13040 CLIENT: DYKSTRA NORTH VILLAGE

INTERSECTION: RT 15 & SUNSET INN RD

MUNICIPALITY: SPARTA

COUNT BY: K. DONATELLI DATE: 6/1/13

TIME from 11:00 a to 2:00 p

S M T W T F (S)
(CIRCLE DAY)

TRUCKS

SKETCH SURVEY AREA (INCLUDE LANDMARKS)

START TIME	MOVEMENT NUMBER 1	2	2 ON RED	3	4	5	5 ON RED	6	7	8	8 ON RED	9	10	11	12	13	TOTAL
11:00	3	—	—	—	2	—	2	2	6	—	—	—	—	3	5	—	
11:15	5	—	—	—	—	2	2	2	12	1	—	2	—	—	3	—	
11:30	2	1	—	1	—	—	2	1	4	1	—	2	—	1	1	—	
11:45	—	1	—	1	—	—	1	1	3	—	—	—	—	—	4	—	
12:00	4	—	—	—	2	—	1	2	4	—	—	1	—	1	4	—	
12:15	1	—	—	1	1	—	—	1	4	—	—	—	1	—	5	—	
12:30	1	—	—	1	1	1	1	1	2	—	—	1	—	—	2	—	
12:45	2	—	—	—	—	—	—	1	6	—	—	2	—	—	1	—	
1:00	—	1	—	—	1	—	3	1	5	—	1	—	—	—	3	—	
1:15	2	—	—	1	—	—	—	2	2	—	—	1	—	—	6	—	
1:30	3	—	—	1	1	—	1	—	6	—	—	2	—	—	5	—	
1:45	—	—	—	1	—	—	—	1	1	—	—	—	—	—	4	—	
PEAK HOUR TOTAL																	

15 meadows and morris farm

	cars												trucks													
	1	2	3	4	5	6	7	8	9	10	11	12	1	2	3	4	5	6	7	8	9	10	11	12		
4:00 PM	3	94	3	3	2	3	8	188	7	4	4	3	0	2	0	0	0	0	0	1	0	0	0	0		
4:15 PM	5	100	5	4	5	5	9	215	10	7	7	5	0	1	0	0	0	0	0	0	0	0	0	0	378	1813
4:30 PM	2	132	5	4	4	5	8	267	12	4	7	2	0	4	0	0	0	0	0	3	0	0	0	0	459	
4:45 PM	4	126	3	7	3	7	10	293	9	3	6	2	0	3	0	0	0	0	0	3	0	0	0	0	479	
5:00 PM	2	115	3	5	5	9	8	313	13	6	10	3	0	4	0	0	0	0	0	1	0	0	0	0	497	
5:15 PM	5	122	6	6	5	6	7	326	11	8	8	6	0	1	0	0	0	0	0	0	0	0	0	0		
5:30 PM	3	119	4	5	3	4	11	287	7	6	9	5	0	0	0	0	0	0	0	1	0	0	0	0		
5:45 PM	5	107	7	7	6	4	9	224	13	5	5	5	0	1	0	0	0	0	0	0	0	0	0	0		
6:00 PM	6	95	4	7	5	5	8	199	9	7	9	3	0	0	0	0	0	0	0	0	0	0	0	0		
6:15 PM	3	101	5	7	5	4	9	189	9	6	10	5	0	0	0	0	0	0	0	1	0	0	0	0		
peak	13	473	16	20	17	26	35	1088	44	20	30	12	0	12	0	0	0	0	0	7	0	0	0	0		
truck	0	12	0	0	0	0	0	7	0	0	0	0													HV%	1%
total	13	485	16	20	17	26	35	1095	44	20	30	12													PHF	0.91

sat Counts

15 meadows and morris farm

	cars												trucks													
Start	1	2	3	4	5	6	7	8	9	10	11	12	1	2	3	4	5	6	7	8	9	10	11	12		
11:00 AM	2	101	5	7	10	0	4	114	5	5	2	1	0	3	0	0	0	0	0	1	0	0	0	0		
11:15 AM	5	112	5	5	9	0	7	126	3	6	5	3	0	6	0	0	0	0	0	0	0	0	0	0		
11:30 AM	3	109	3	4	9	2	5	113	8	8	4	0	0	5	0	0	0	0	0	2	0	0	0	0		
11:45 AM	7	133	6	7	11	4	5	131	4	5	9	0	0	6	0	0	0	0	0	1	0	0	0	0	329	1220
12:00 PM	7	122	4	6	12	0	3	125	7	9	7	3	0	2	0	0	0	0	0	0	0	0	0	0	307	
12:15 PM	5	128	2	2	11	3	5	119	5	6	3	2	0	5	0	0	0	0	0	2	0	0	0	0	298	
12:30 PM	3	101	6	4	8	2	6	127	8	10	5	0	0	4	0	0	0	0	0	2	0	0	0	0	286	
12:45 PM	9	124	4	9	5	2	4	109	2	6	7	2	0	2	0	0	0	0	0	2	0	0	0	0		
1:00 PM	3	128	7	10	9	0	8	115	8	9	8	5	0	2	0	0	0	0	0	1	0	0	0	0		
1:15 PM	4	96	5	5	11	4	4	104	9	11	10	2	0	3	0	0	0	0	0	0	0	0	0	0		
1:30 PM	3	105	6	7	9	4	5	99	5	8	5	0	0	2	0	0	0	0	0	2	0	0	0	0		
1:45 PM	6	98	3	7	9	0	5	109	7	9	7	1	0	2	0	0	0	0	0	0	0	0	0	0		
peak	22	484	18	19	42	9	19	502	24	30	24	5														
trucks	0	2	0	0	0	0	0	0	0	0	0	0													HV%	0%
total	22	486	18	19	42	9	19	502	24	30	24	5													PHF	0.93

Dolan & Dean
792 Chimney Rock Road
Martinsville, N.J.
(732) 469-0600

File Name : Weekday cars
Site Code : 00013040
Start Date : 05/21/2013
Page No : 1

Groups PrintedUnshifted

	Route 15 Southbound			Meadows Rd. Westbound			Route 15 Northbound			Morris Farm Rd. Eastbound			
Start Time	Right	Thru	Left	Right	Thru	Left	Right	Thru	Left	Right	Thru	Left	Int. Total
Factor	1.0	1.0	1.0	1.0	1.0	1.0	1.0	1.0	1.0	1.0	1.0	1.0	
04:00 PM	3	94	3	3	2	3	8	188	7	4	4	3	322
04:15 PM	5	100	5	4	5	5	9	215	10	7	7	5	377
04:30 PM	2	132	5	4	4	5	8	267	12	4	7	2	452
04:45 PM	4	126	3	7	3	7	10	293	9	3	6	2	473
Total	14	452	16	18	14	20	35	963	38	18	24	12	1624
05:00 PM	2	115	3	5	5	9	8	313	13	6	10	3	492
05:15 PM	5	122	6	6	5	6	7	326	11	8	8	6	516
05:30 PM	3	119	4	5	3	4	11	287	7	6	9	5	463
05:45 PM	5	107	7	7	6	4	9	224	13	5	5	5	397
Total	15	463	20	23	19	23	35	1150	44	25	32	19	1868
06:00 PM	6	95	4	7	5	5	8	199	9	7	9	3	357
06:15 PM	3	101	5	7	5	4	9	189	9	6	10	5	353
Grand Total	38	1111	45	55	43	52	87	2501	100	56	75	39	4202
Apprch %	3.2	93.0	3.8	36.7	28.7	34.7	3.2	93.0	3.7	32.9	44.1	22.9	
Total %	0.9	26.4	1.1	1.3	1.0	1.2	2.1	59.5	2.4	1.3	1.8	0.9	

PM Counts

15 and house corner road

	cars							trucks						cars						trucks							
Start	1	2	3	4	5	6	7	8	9	10	11	12	13	14	15	16	17	18	19	20	21	22	23	24		
4:00 PM	143	6	2	9	11	226	11	1	3	2	0	13	10	1	8	11	5	3	0	0	1	1	0	0		
4:15 PM	156	4	8	6	13	198	9	0	1	0	1	2	12	1	12	12	6	4	0	0	2	1	0	0	448	1935
4:30 PM	165	6	6	12	7	236	10	0	1	2	0	7	4	2	6	7	1	3	0	0	1	2	0	0	478	
4:45 PM	176	7	10	16	9	266	7	0	1	2	0	9	3	3	9	9	1	2	0	0	1	1	0	0	532	
5:00 PM	163	6	4	9	9	226	1	0	0	0	2	5	7	4	15	16	1	6	0	0	1	1	0	0	477	
5:15 PM	224	6	7	12	3	242	5	0	0	1	0	9	6	0	8	14	14	8	0	0	0	0	0	0		
5:30 PM	160	4	3	10	10	269	4	0	0	0	1	3	4	1	9	9	6	4	0	0	1	1	0	0		
5:45 PM	148	6	6	7	10	238	10	0	0	1	1	8	6	2	16	17	10	5	0	0	1	0	0	0		
6:00 PM	169	5	7	9	10	255	8	0	0	1	1	4	3	2	4	3	1	2	0	1	1	1	0	0		
6:15 PM	159	3	4	8	6	235	11	0	0	1	1	10	0	0	4	7	2	2	0	0	1	0	0	0		
Peak	660	23	28	43	38	926	27	0	3	4	3	23	26	10	42	44	9	15	0	0	5	6	0	0		
trucks	27	0	3	4	3	23							0	0	5	6	0	0							HV%	4%
total	**687**	**23**	**31**	**47**	**41**	**949**							**26**	**10**	**47**	**50**	**9**	**15**							PHF	0.91

sat Counts

15 and house corner road

	cars							trucks						cars						trucks							
Start	1	2	3	4	5	6	7	8	9	10	11	12	13	14	15	16	17	18	19	20	21	22	23	24		
11:00 AM	213	7	2	6	0	177	4	0	0	2	0	7	6	5	8	12	6	11	0	0	0	1	1	1		
11:15 AM	195	4	3	5	5	190	5	0	0	5	0	3	9	8	13	16	5	13	0	0	0	1	2	0		
11:30 AM	179	2	2	5	2	196	2	0	0	4	0	2	6	5	6	5	4	2	0	0	0	0	0	0		
11:45 AM	182	1	2	7	2	204	4	0	2	1	2	6	4	0	10	8	12	5	0	0	2	1	2	1	458	1906
12:00 PM	189	4	11	4	7	215	6	0	0	1	0	3	3	3	13	3	6	3	0	0	1	0	0	0	477	
12:15 PM	218	4	4	4	6	244	5	0	0	1	2	4	1	2	2	3	4	4	0	0	0	1	1	0	510	
12:30 PM	150	3	4	12	9	239	1	0	0	0	0	5	3	1	5	9	8	9	0	0	0	2	1	0	461	
12:45 PM	182	2	6	8	10	278	3	1	1	1	0	6	8	1	6	11	8	9	0	0	0	0	0	0		
1:00 PM	225	5	7	12	19	240	0	0	0	0	0	13	0	3	9	8	7	3	0	0	1	0	2	1		
1:15 PM	194	1	4	6	5	219	2	0	0	0	0	7	8	8	13	15	8	3	0	0	0	0	0	0		
1:30 PM	238	1	1	12	8	235	6	0	0	3	2	7	5	4	6	8	5	2	0	0	1	0	0	0		
1:45 PM	175	4	7	1	5	203	1	1	2	0	1	1	4	3	2	4	6	2	0	0	1	0	0	0		
peak	739	12	21	27	24	902	16	0	2	3	4	18	11	6	30	28	30	21	0	0	3	4	4	1		
trucks	16	0	2	3	4	18							0	0	3	4	4	1							HV%	3%
total	**755**	**12**	**23**	**30**	**28**	**920**							**11**	**6**	**33**	**32**	**34**	**22**							PHF	0.93

Dolan & Dean
792 Chimney Rock Road
Martinsville, N.J.
(732) 469-0600

File Name : Weekday Trucks
Site Code : 00013040
Start Date : 05/21/2013
Page No : 1

Groups PrintedUnshifted

	Route 15 Southbound			Meadows Rd. Westbound			Route 15 Northbound			Morris Farm Rd. Eastbound			
Start Time	Right	Thru	Left	Right	Thru	Left	Right	Thru	Left	Right	Thru	Left	Int. Total
Factor	1.0	1.0	1.0	1.0	1.0	1.0	1.0	1.0	1.0	1.0	1.0	1.0	
04:00 PM	0	2	0	0	0	0	0	1	0	0	0	0	3
04:15 PM	0	1	0	0	0	0	0	0	0	0	0	0	1
04:30 PM	0	4	0	0	0	0	0	3	0	0	0	0	7
04:45 PM	0	3	0	0	0	0	0	3	0	0	0	0	6
Total	0	10	0	0	0	0	0	7	0	0	0	0	17
05:00 PM	0	4	0	0	0	0	0	1	0	0	0	0	5
05:15 PM	0	1	0	0	0	0	0	0	0	0	0	0	1
05:30 PM	0	0	0	0	0	0	0	1	0	0	0	0	1
05:45 PM	0	1	0	0	0	0	0	0	0	0	0	0	1
Total	0	6	0	0	0	0	0	2	0	0	0	0	8
06:00 PM	0	0	0	0	0	0	0	0	0	0	0	0	0
06:15 PM	0	0	0	0	0	0	0	1	0	0	0	0	1
Grand Total	0	16	0	0	0	0	0	10	0	0	0	0	26
Apprch %	0.0	100.0	0.0	0.0	0.0	0.0	0.0	100.0	0.0	0.0	0.0	0.0	
Total %	0.0	61.5	0.0	0.0	0.0	0.0	0.0	38.5	0.0	0.0	0.0	0.0	

Dolan & Dean
792 Chimney Rock Road
Martinsville, N.J.
(732) 469-0600

File Name : SATURD~1
Site Code : 00013040
Start Date : 05/18/2013
Page No : 1

Groups PrintedUnshifted

	Route 15 Southbound			Meadows Rd. Westbound			Route 15 Northbound			Morris Farm Rd. Eastbound			
Start Time	Right	Thru	Left	Right	Thru	Left	Right	Thru	Left	Right	Thru	Left	Int. Total
Factor	1.0	1.0	1.0	1.0	1.0	1.0	1.0	1.0	1.0	1.0	1.0	1.0	
11:00 AM	2	101	5	7	10	0	4	114	5	5	2	1	256
11:15 AM	5	112	5	5	9	0	7	126	3	6	5	3	286
11:30 AM	3	109	3	4	9	2	5	113	8	8	4	0	268
11:45 AM	7	133	6	7	11	4	5	131	4	5	9	0	322
Total	17	455	19	23	39	6	21	484	20	24	20	4	1132
12:00 PM	7	122	4	6	12	0	3	125	7	9	7	3	305
12:15 PM	5	128	2	2	11	3	5	119	5	6	3	2	291
12:30 PM	3	101	6	4	8	2	6	127	8	10	5	0	280
12:45 PM	9	124	4	9	5	2	4	109	2	6	7	2	283
Total	24	475	16	21	36	7	18	480	22	31	22	7	1159
01:00 PM	3	128	7	10	9	0	8	115	8	9	8	5	310
01:15 PM	4	96	5	5	11	4	4	104	9	11	10	2	265
01:30 PM	3	105	6	7	9	4	5	99	5	8	5	0	256
01:45 PM	6	98	3	7	9	0	5	109	7	9	7	1	261
Total	16	427	21	29	38	8	22	427	29	37	30	8	1092
Grand Total	57	1357	56	73	113	21	61	1391	71	92	72	19	3383
Apprch %	3.9	92.3	3.8	35.3	54.6	10.1	4.0	91.3	4.7	50.3	39.3	10.4	
Total %	1.7	40.1	1.7	2.2	3.3	0.6	1.8	41.1	2.1	2.7	2.1	0.6	

Dolan & Dean
792 Chimney Rock Road
Martinsville, N.J.
(732) 469-0600

File Name : Saturday Trucks
Site Code : 00013040
Start Date : 05/18/2013
Page No : 1

Groups PrintedUnshifted

	Route 15 Southbound			Meadows Rd. Westbound			Route 15 Northbound			Morris Farm Rd. Eastbound			
Start Time	Right	Thru	Left	Right	Thru	Left	Right	Thru	Left	Right	Thru	Left	Int. Total
Factor	1.0	1.0	1.0	1.0	1.0	1.0	1.0	1.0	1.0	1.0	1.0	1.0	
11:00 AM	0	3	0	0	0	0	0	1	0	0	0	0	4
11:15 AM	0	6	0	0	0	0	0	0	0	0	0	0	6
11:30 AM	0	5	0	0	0	0	0	2	0	0	0	0	7
11:45 AM	0	6	0	0	0	0	0	1	0	0	0	0	7
Total	0	20	0	0	0	0	0	4	0	0	0	0	24
12:00 PM	0	2	0	0	0	0	0	0	0	0	0	0	2
12:15 PM	0	5	0	0	0	0	0	2	0	0	0	0	7
12:30 PM	0	4	0	0	0	0	0	2	0	0	0	0	6
12:45 PM	0	2	0	0	0	0	0	2	0	0	0	0	4
Total	0	13	0	0	0	0	0	6	0	0	0	0	19
01:00 PM	0	2	0	0	0	0	0	1	0	0	0	0	3
01:15 PM	0	3	0	0	0	0	0	0	0	0	0	0	3
01:30 PM	0	2	0	0	0	0	0	2	0	0	0	0	4
01:45 PM	0	2	0	0	0	0	0	0	0	0	0	0	2
Total	0	9	0	0	0	0	0	3	0	0	0	0	12
Grand Total	0	42	0	0	0	0	0	13	0	0	0	0	55
Apprch %	0.0	100.0	0.0	0.0	0.0	0.0	0.0	100.0	0.0	0.0	0.0	0.0	
Total %	0.0	76.4	0.0	0.0	0.0	0.0	0.0	23.6	0.0	0.0	0.0	0.0	

Route 15 Freeway and
Route 181 - Ramp "K"
Sparta Township
Sussex County
Directive #702

63-80 SECOND VARIABLE CYCLE

Phase	Signal Faces 1,2, 3,13	4,5 6,7	8,9, 10,11,12	Time
A. Route 15 Freeway	G	G	R	43
Change	Y	Y	R	6
Clearance	R	R	R	1
B. Route 181 - Ramp K	R	R	G	7-24
Change	R	R	Y	3
Clearance	R	R	R	3

The manual control is to remain disconnected.

The memory is to be disconnected in phase B and the vehicle extension set for 2 seconds.

Actuation of a pedestrian pushbutton to provide 15 seconds of green time during phase B.

Emergency Flashing Operation:

Flash yellow in faces #1-7, 13.
Flash red in faces #8-12.

Railroad Pre-emption Sequences

Phase	Signal Faces 1,2, 3,13	4,5 6,7	8,9, 10,11,12	Time
	(R.O.W. Route 15)			
Route 15 R.O.W.	G	G	R	Total 7 seconds minimum.
	Upon Railroad Pre-emption			
Route 15 R.O.W.	G	G	R	
Route 15 N/B Change	Y	G	R	6
Route 15 Clearance	R	G	R	1
Railroad R.O.W.	R	G	R	Duration (7 min.)
Route 15 R.O.W.	G	G	R	7 minimum
	Resume Normal Operation			
	(R.O.W. Route 181)			
Route 181 R.O.W.	R	R	G	Total 7 seconds minimum
	Upon Railroad Pre-emption			
Route 181 R.O.W.	R	R	G	
Route 181 Change	R	R	Y	3
Route 181 Clearance	R	R	R	3
Railroad R.O.W.	R	G	R	Duration (7 min.)
Route 15 R.O.W.	G	G	R	7 minimum
	Resume Normal Operation			